



erwin Data Modeler

Collibra Integration

Release Version 12.5.2



Legal Notices

This Documentation, which includes embedded help systems and electronically distributed materials (hereinafter referred to as the “Documentation”), is for your informational purposes only and is subject to change or withdrawal by Quest Software, Inc and/or its affiliates at any time. This Documentation is proprietary information of Quest Software, Inc and/or its affiliates and may not be copied, transferred, reproduced, disclosed, modified or duplicated, in whole or in part, without the prior written consent of Quest Software, Inc and/or its affiliates

If you are a licensed user of the software product(s) addressed in the Documentation, you may print or otherwise make available a reasonable number of copies of the Documentation for internal use by you and your employees in connection with that software, provided that all Quest Software, Inc and/or its affiliates copyright notices and legends are affixed to each reproduced copy.

The right to print or otherwise make available copies of the Documentation is limited to the period during which the applicable license for such software remains in full force and effect. Should the license terminate for any reason, it is your responsibility to certify in writing to Quest Software, Inc and/or its affiliates that all copies and partial copies of the Documentation have been returned to Quest Software, Inc and/or its affiliates or destroyed.

TO THE EXTENT PERMITTED BY APPLICABLE LAW, QUEST SOFTWARE, INC. PROVIDES THIS DOCUMENTATION “AS IS” WITHOUT WARRANTY OF ANY KIND, INCLUDING WITHOUT LIMITATION, ANY IMPLIED WARRANTIES OF MERCHANTABILITY, FITNESS FOR A PARTICULAR PURPOSE, OR NONINFRINGEMENT. IN NO EVENT WILL QUEST SOFTWARE, INC. BE LIABLE TO YOU OR ANY THIRD PARTY FOR ANY LOSS OR DAMAGE, DIRECT OR INDIRECT, FROM THE USE OF THIS DOCUMENTATION, INCLUDING WITHOUT LIMITATION, LOST PROFITS, LOST INVESTMENT, BUSINESS INTERRUPTION, GOODWILL, OR LOST DATA, EVEN IF QUEST SOFTWARE, INC. IS EXPRESSLY ADVISED IN ADVANCE OF THE POSSIBILITY OF SUCH LOSS OR DAMAGE.

The use of any software product referenced in the Documentation is governed by the applicable license agreement and such license agreement is not modified in any way by the terms of this notice.

The manufacturer of this Documentation is Quest Software, Inc and/or its affiliates.

Provided with "Restricted Rights." Use, duplication or disclosure by the United States Government is subject to the restrictions set forth in FAR Sections 12.212, 52.227-14, and 52.227-19(c)(1) - (2) and DFARS Section 252.227-7014(b)(3), as applicable, or their successors.

Copyright © 2025 Quest Software, Inc and/or its affiliates All rights reserved. All trademarks, trade names, service marks, and logos referenced herein belong to their respective companies.

Contact erwin

Understanding your Support

Review [support maintenance programs and offerings](#).

Registering for Support

Access the [erwin support](#) site and register for product support.

Accessing Technical Support

For your convenience, erwin provides easy access to "One Stop" support for all editions of [erwin Data Modeler](#), and includes the following:

- Online and telephone contact information for technical assistance and customer services
- Information about user communities and forums
- Product and documentation downloads
- erwin Support policies and guidelines
- Other helpful resources appropriate for your product

For information about other erwin products, visit <http://erwin.com/products>.

Provide Feedback

If you have comments or questions, or feedback about erwin product documentation, you can send a message to techpubs@erwin.com.

News and Events

Visit [News and Events](#) to get up-to-date news, announcements, and events. View video demos and read up on customer success stories and articles by industry experts.

Contents

erwin DM-Colibra Integration Summary	7
Data Models	7
Conceptual Data Model	8
Logical Data Model	8
Physical Data Model	8
Colibra Asset Model	8
Technical Flow	10
Colibra to erwin DM	10
erwin DM to Colibra	10
User Journey-Export Colibra Metadata to erwin DM	11
Colibra-erwin DM Use Cases	12
Export Metadata from Colibra to erwin DM	12
Updates from Colibra to erwin DM	12
erwin DM-Colibra Use Cases	14
Harvest Metadata from erwin DM to Colibra	14
Updates from erwin DM to Colibra	14
Tables	16
Table 1. Colibra Business Term To erwin DM Mapping	17
Table 2. Colibra Table & Column To erwin DM Mapping (Physical)	
1. Table (Attributes)	18
2. Table(Relations)	20
3. Column(Attributes)	21

4. Column(Relations)	23
Table 3. Collibra Data Entity & Data Attribute To erwin DM Mapping (Logical)1.	
Data Entity(Attributes)	24
2. Data Entity (Relations)	25
3. Data Attribute (Attributes)	26
Data Attribute (Relations)	27
erwin DM–Collibra Flow Connections	28

erwin DM-Collibra Integration Summary

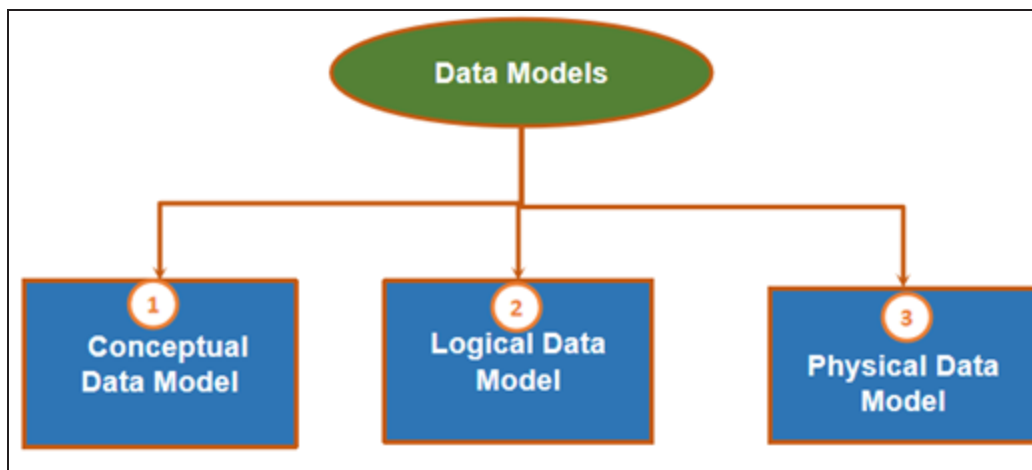
Get the best of both worlds! Collibra-erwin DM integration is designed to provide top-level data governance, privacy, and security for any enterprise. With this powerful solution, easily access and share your enterprise data quickly and securely. Keep your teams aligned and informed with customizable metadata synchronization. Let Collibra-erwin DM

be your go-to solution for internal and intra data sharing!

- Data Model
- Conceptual Data Model
- Logical Data Model
- Physical Data Model

Data Models

Data Model is the modeling of the data description, data semantics, and consistency constraints of the data. It provides the conceptual tools for describing the design of a database at each level of data abstraction. Therefore, there are following four data models used for understanding the structure of the database



Conceptual Data Model

This Data Model defines WHAT the system contains. This model is typically created by Business stakeholders and Data Architects. The purpose is to organize, scope and define business concepts and rules.

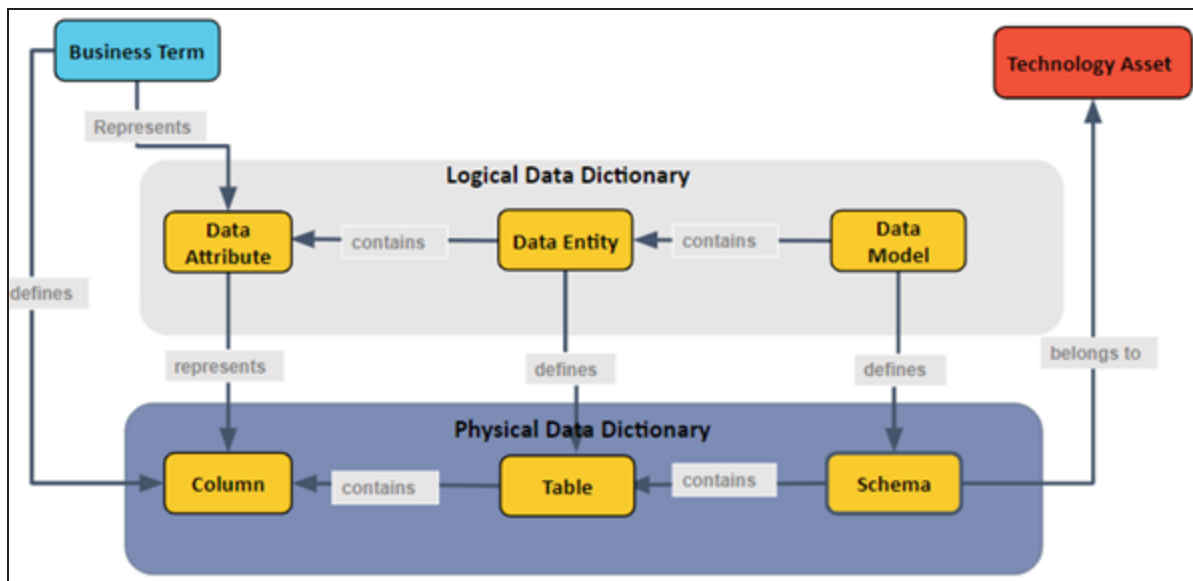
Logical Data Model

Defines HOW the system should be implemented regardless of the DBMS. This model is typically created by Data Architects and Business Analysts. The purpose is to developed technical map of rules and data structures.

Physical Data Model

This Data Model describes HOW the system will be implemented using a specific DBMS system. This model is typically created by DBA and developers. The purpose is actual implementation of the database.

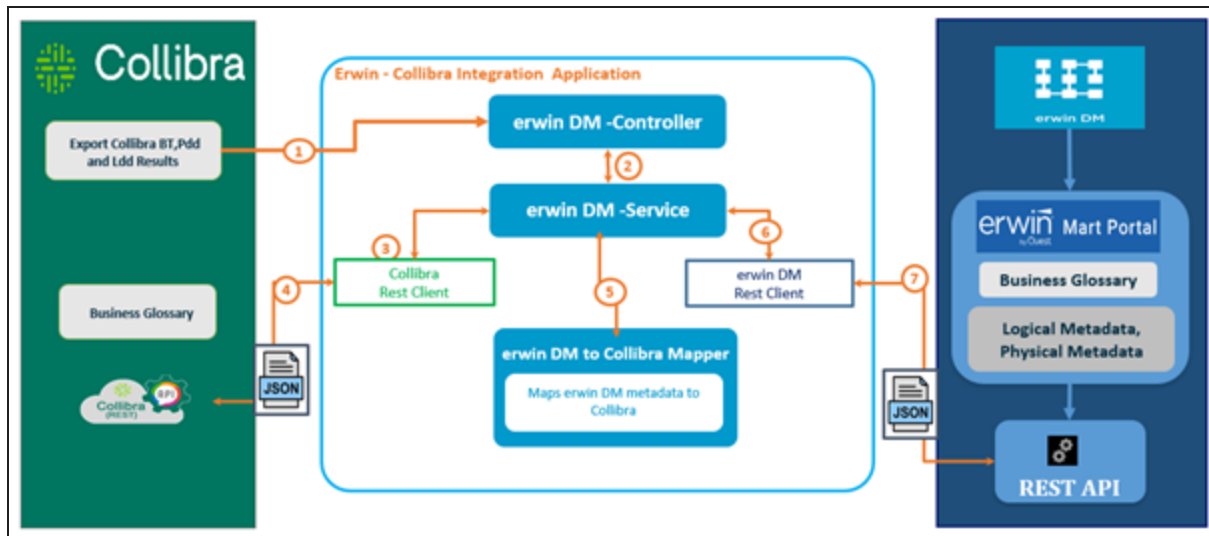
Collibra Asset Model



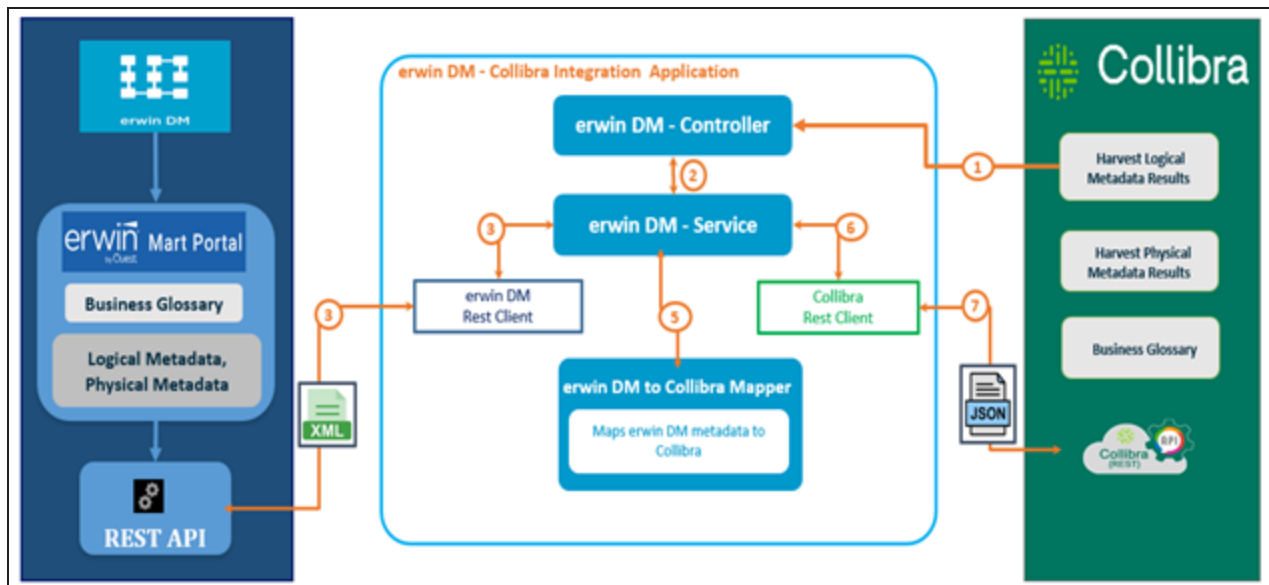
1. Business Term
2. Data Concept
3. Data Domain
4. Logical Data Dictionary
 - Data Model
 - Data Entity
 - Data Attribute
5. Physical Data Dictionary
 - Schema
 - Table
 - Column
6. Technology Asset

Technical Flow

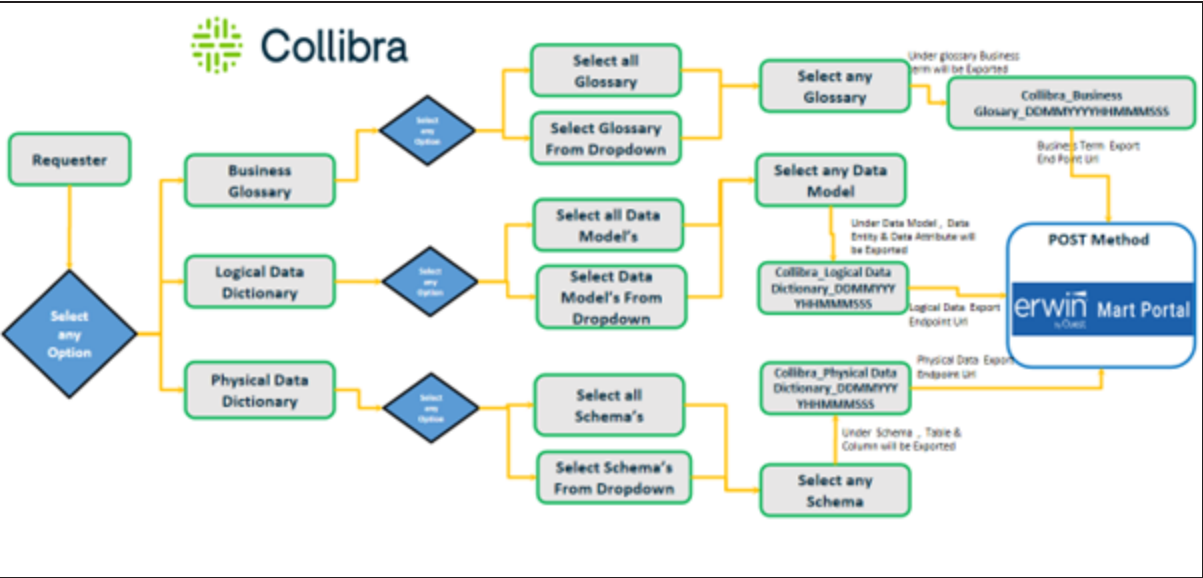
Collibra to erwin DM



erwin DM to Collibra



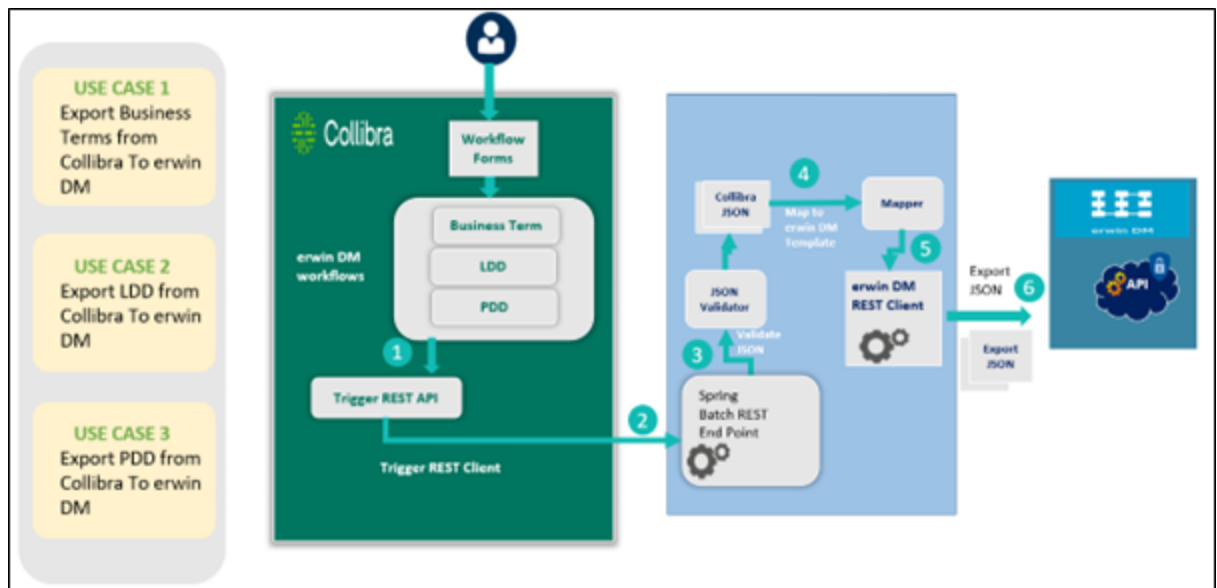
User Journey-Export Collibra Metadata to erwin DM



Collibra-erwin DM Use Cases

Export Metadata from Collibra to erwin DM

1. Export Business Terms (OOTB Assets & relations can be referred as Superset) from Collibra To erwin DM
2. Export LDD (OOTB Assets & relations can be referred as Superset) from Collibra To erwin DM
3. Export PDD (OOTB Assets & relations can be referred as Superset) from Collibra To erwin DM

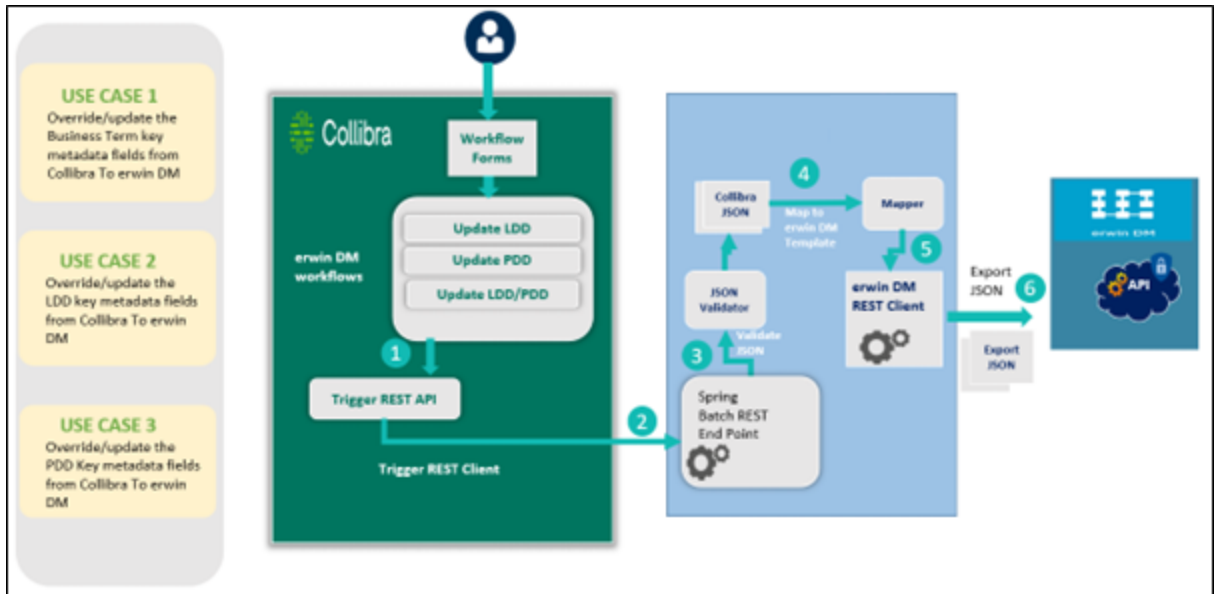


Updates from Collibra to erwin DM

1. Override/update the Business Term key metadata fields from Collibra To erwin DM
2. Override/update the LDD (Data Model, Data Entity, Data Attribute) key metadata fields from Collibra To erwin DM

Collibra-erwin DM Use Cases

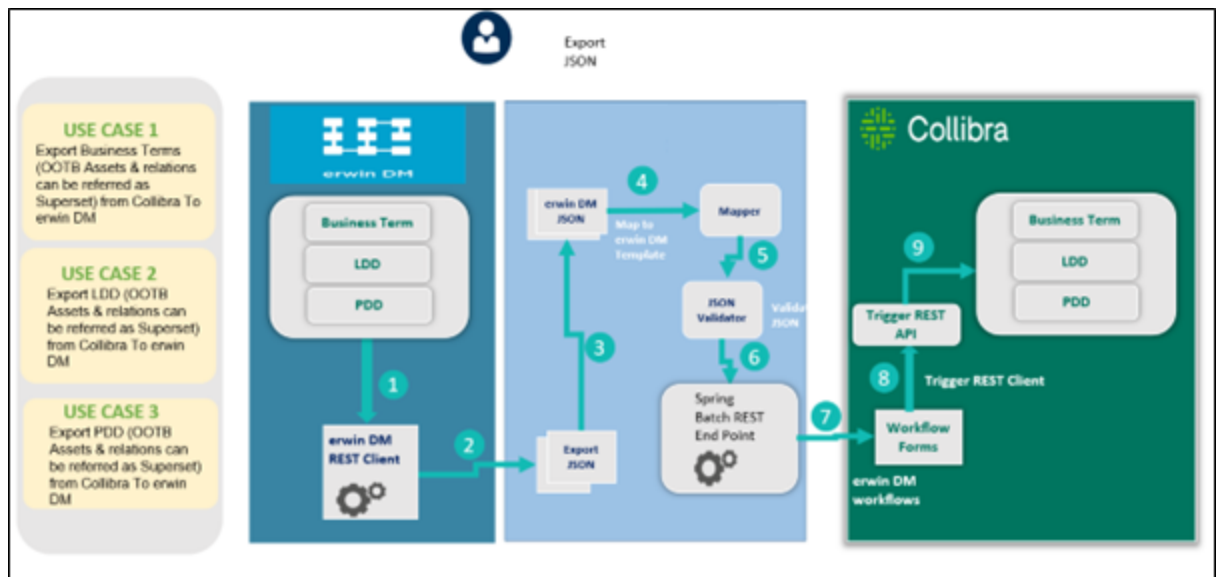
3. Override/update the PDD (Schema, Table, Column) Key metadata fields from Collibra To erwin DM
4. Update PII /Classification etc. for Business Term , LDD,PDD metadata from Collibra To erwin DM



erwin DM-Collibra Use Cases

Harvest Metadata from erwin DM to Collibra

1. Export Business Terms (OOTB Assets & relations can be referred as Superset) from Collibra to erwin DM
2. Export LDD (OOTB Assets & relations can be referred as Superset) from Collibra To erwin DM
3. Export PDD (OOTB Assets & relations can be referred as Superset) from Collibra To erwin DM

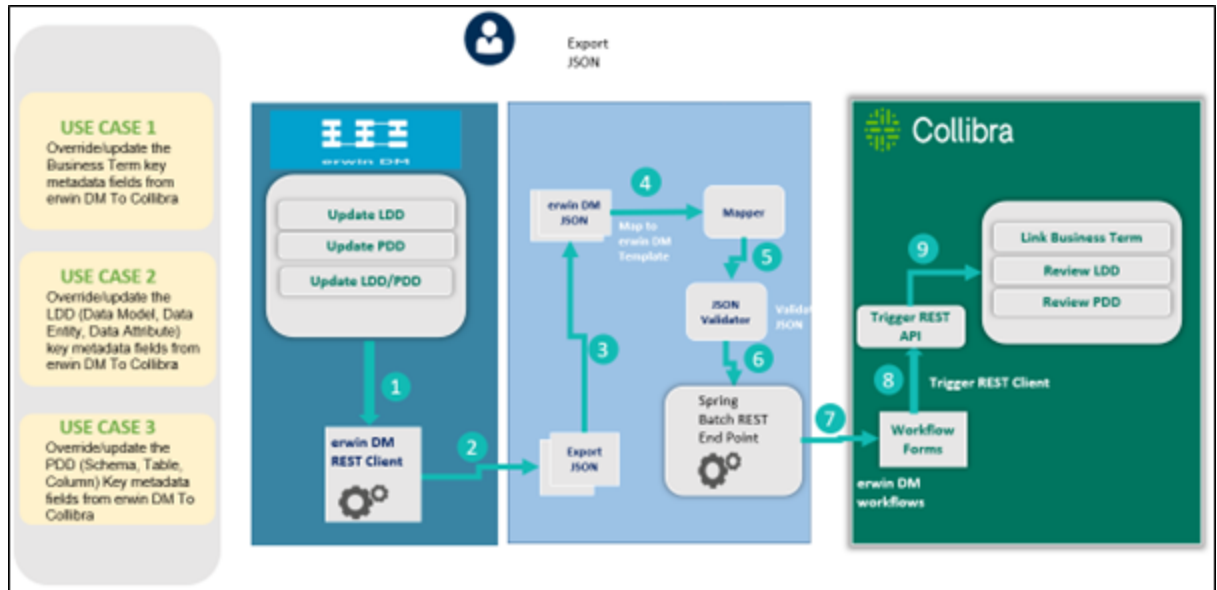


Updates from erwin DM to Collibra

1. Override/update the Business Term key metadata fields from erwin DM to Collibra
2. Override/update the LDD (Data Model, Data Entity, Data Attribute) key metadata fields from erwin DM to Collibra

erwin DM-Collibra Use Cases

3. Override/update the PDD (Schema, Table, Column) Key metadata fields from erwin DM to Collibra
4. Update PII /Classification etc. for Business Term , LDD,PDD metadata from erwin DM To Collibra



Tables

- “id” will be “Asset Id” in Collibra
- “CatalogName” will be “Domain Name” in Collibra
- “Business Term” will be “Asset Name” in CollibraTables with ruling

Table 1. Collibra Business Term To erwin DM Mapping

erwin DM Business Term Characteristics	Collibra OOTB Characteristics	Collibra Custom Characteristics	Collibra Json Key
Definition	Definition (Attribute)	----	definition
Description	Description (Attribute)	----	description
sdiClassification	Personal Identifiable Information(Attribute)	----	sdiClassification
Path	----	Path(Attribute)	path
Id	Asset Id	----	id
catalogName	Domain Name	----	catalogName
businessTerm	Asset Name	----	businessTerm

Table 2. Colibra Table & Column To erwin DM Mapping (Physical)

1. Table (Attributes)

Tables

erwin DM Column Characteristics	Collibra OOTB Characteristics	Collibra Custom Characteristics	Collibra Json Key
Physical_Name	Asset name	----	Asset name
Comment	Description(Attribute)	----	Description
Physical_Data_Type	Technical Data Type (Attribute)	----	Technical Data Type
Physical_Columns_Order_Ref	----	Physical_Columns_Order_Ref	Physical_Columns_Order_Ref
Is_Physical_Only	-----	----	
Schema_Name	Asset name	----	Asset name
Database_Name	Glue Database Name (Attribute)	----	Glue Database Name
SDI	Personal Identifiable Information(Attribute)	----	Personal Identifiable Information
Version	----	Version(Attribute)	Version
SDI_Classification	-----	SDI_Classification	SDI_Classification
Business_Term	Asset Name	----	Asset Name
UDPATTVAL	----	erwinDM_User Defined Properties (Attribute)	erwinDM_User Defined Properties
Attributes_Order_Ref	----	Attributes_Order_Ref (Attribute)	Attributes_Order_Ref

2. Table(Relations)

Collibra Table OOTB Relations	Collibra Table Custom Relations	erwin DM Table Relations
-----	Defined by Data Entity	Defined by Data Entity
Contains Column	-----	Contains Column

3. Column(Attributes)

erwin DM Column Characteristics	Collibra OOTB Characteristics	Collibra Custom Characteristics	Collibra Json Key
Physical_Name	Asset name	-----	Asset name
Comment	Description (Attribute)	-----	Description
Physical_Data_Type	Technical Data Type (Attribute)	-----	Technical Data Type
Is_Physical_Only	-----	-----	-----
OID	-----	OID(Attribute)	OID
Null_Option_Type	-----	Null_Option_Type (Attribute)	Null_Option_Type
Is_PK	Is Primary Key (Attribute)	-----	Is Primary Key
Is_FK	-----	Is_FK(Attribute)	Is_FK
Domain_Name	-----	Domain_Name	Domain_Name
SDI	Personal Identifiable Information (Attribute)	-----	Personal Identifiable Information
SDI_Classification	-----	SDI_Classification	SDI_Classification
Business_Term	Asset Name	-----	Asset Name
UDPATTVAL	-----	erwinDM_User Defined Properties (Attribute)	erwinDM_User Defined Properties
Data_Source_Column	-----	-----	-----

Tables

FK_Col_Name	-----	FK_Col_Name (Attribute)	FK_Col_Name
Check_Constraint	-----	Check_Constraint (Attribute)	Check_Constraint
Version	----	Version(Attribute)	Version
Servers_Value	----	-----	-----
NOSQL_TABLECOLUMN	-----	-----	-----
NOSQL_PATH	-----	-----	-----
Business Term Glossary	-----	Business Term Glossary(Attribute)	Business Term

Note:- If Business Term from erwin DM found in collibra then it treated as Relation.
If Business Term from erwin DM not found in collibra then it treated as Attribute.

4. Column(Relations)

Collibra Column OOTB Relations	Collibra Column Custom Relations	erwin DM Column Relations
represented by Data Attribute	----	Defined by Data Attribute
Is part of Table	-----	Is part of Table
----	Is defined by Business Term	Is defined by Business Term

Table 3. Collibra Data Entity & Data Attribute To erwin DM Mapping (Logical)

1. Data Entity(Attributes)

erwin DM Column Characteristics	Collibra OOTB Characteristics	Collibra Custom Characteristics	Collibra Json Key
Name	Asset name	-----	Asset name
Definition	Definition (Attribute)	-----	Definition
Is_Logical_Only	-----	----	-----
Columns_Order_Ref	-----	Columns_Order_Ref (Attribute)	Columns_Order_Ref
Schema_Name		Asset name	Schema_Name
Database_Name		Glue Database Name (Attribute)	Database_Name
SDI	Personal Identifiable Information(Attribute)	-----	Personal Identifiable Information
SDI_Classification	-----	SDI_Classification	SDI_Classification
Version	----	Version (Attribute)	Version
Business_Term	Asset Name	-----	Asset Name
UDPATTVAL	-----	erwinDM_User Defined Properties (Attribute)	erwinDM_User Defined Properties
Attributes_Order_Ref	-----	Attributes_Order_Ref(Attribute)	-----

2. Data Entity (Relations)

Collibra OOTB Characteristics	Collibra Custom Characteristics	erwin DM Data Entity Relations
Contains Data Attribute	----	Contains Data Attribute
-----	Defines Table	Defines Table

3. Data Attribute (Attributes)

erwin DM Column Characteristics	Collibra OOTB Characteristics	Collibra Custom Characteristics	Collibra Json Key
Name	-----	-----	Asset name
Definition	Definition (Attribute)	-----	Definition
Logical_Data_Type	Technical Data Type (Attribute)	-----	Technical Data Type
Is_Logical_Only	-----	-----	-----
OId	-----	OId (Attribute)	OId
Null_Option_Type	-----	Null_Option_Type (Attribute)	Null_Option_Type
Is_PK	Is Primary Key (Attribute)	-----	Is Primary Key
Is_FK	-----	Is_FK (Attribute)	Is_FK
Domain_Name	-----	Domain_Name	Domain_Name
SDI	Personal Identifiable Information (Attribute)	-----	Personal Identifiable Information
SDI_Classification	-----	SDI_Classification	SDI_Classification
Business_Term	Asset Name	-----	Asset Name
UDPATTVAL		erwinDM_User Defined Properties (Attribute)	erwinDM_User Defined Properties
Version	---	Version (Attribute)	Version
Data_Source_Column	-----	-----	-----

Tables

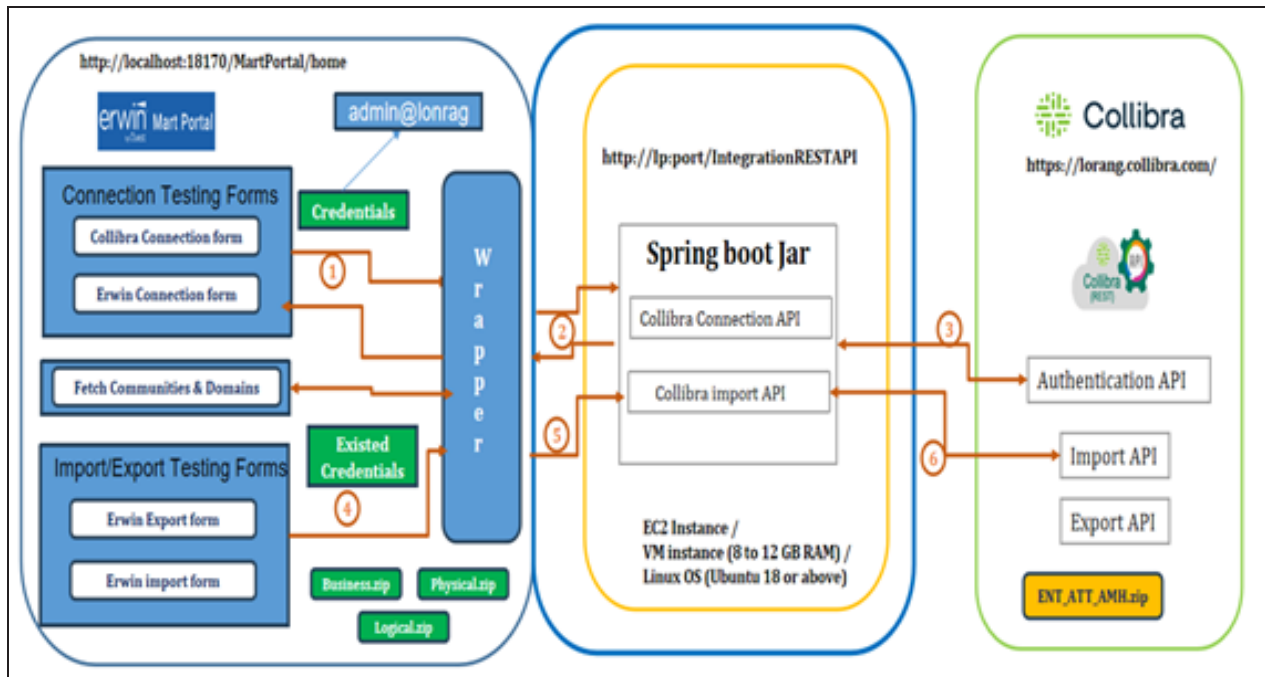
FK_Col_Name		FK_Col_Name (Attribute)	FK_Col_Name
Servers_Value	-----	-----	-----
NOSQL_TABLECOLUMN	-----	-----	-----
NOSQL_PATH	-----	-----	-----
Check_Constraint		Check_Constraint (Attribute)	Check_Constraint
Business Term Glossary	-----	Business Term Glossary(Attribute)	Business Term

Note:- If Business Term from Erwin found in collibra then it treated as Relation.
If Business Term from Erwin not found in collibra then it treated as Attribute.

Data Attribute (Relations)

Collibra OOTB Characteristics	Collibra Custom Characteristics	erwin DM Data Attribute Relations
Is part of Data Entity	----	Is part of Data Entity
represents Column	----	Defines Column

erwin DM–Collibra Flow Connections



In Step 1,2,3 – User will provide the connection details to wrapper, and once connection got successfully established it will return success message.

In Step 4,5,6 –wrapper need the connection details which is already established, those details will be forwarded to import/Export Collibra REST API